

Input List and Mixer Settings

NAME _____ PERIOD 1 2 3 4 5 6

The image shows a Mackie ProfX12 mixer interface. It features 12 input channels, each with a preamp section (gain knob, phase switch, mute), a mic input (XLR and 1/4" TRS), and an instrument input (1/4" TRS). The mixer also includes a master section with volume, treble, bass, distortion, and other controls, as well as a digital display and various output options.

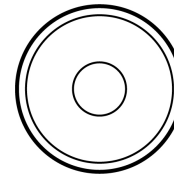
INSTRUMENT	MIC	PREAMP	INPUT#	BUS#	NOTES
_____	_____	_____	_____	_____	_____
_____	_____	_____	_____	_____	_____
_____	_____	_____	_____	_____	_____
_____	_____	_____	_____	_____	_____
_____	_____	_____	_____	_____	_____
_____	_____	_____	_____	_____	_____
_____	_____	_____	_____	_____	_____
_____	_____	_____	_____	_____	_____
_____	_____	_____	_____	_____	_____
_____	_____	_____	_____	_____	_____
_____	_____	_____	_____	_____	_____
_____	_____	_____	_____	_____	_____

AMP SETTINGS

Brand:

Mic Placements

Amp Settings



- Volume
- Treble
- Bass
- Distortion
- Other

Mic brand:

GUITAR SETTINGS



Brand:

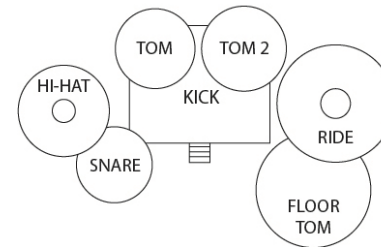
Knobs

- Volume
- Tone - Treble
- Tone - Bass
- Bridge Pick up
- Neck Pick up
- Other

DRUMS

Brand:


Mic Placements



ACOUSTIC GUITAR

Brand:

Mic Placements



VOCALS

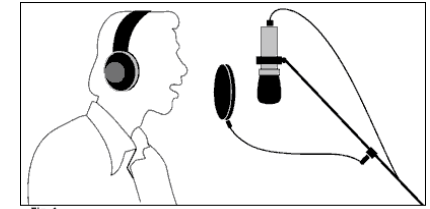


Fig. 1

Mic placement:

KEYBOARDS

Brand:

Mic placements:

PERCUSSION

Brand:

Mic Placements

OTHER

Brand:

Mic Placements